

CENTRE FOR AUTISM



CHRISTMAS TREE CONES


CHRISTMAS TREE CONES



WHAT I NEED:

- 2 waffle cones
- Sprinkles
- 4 teaspoons icing sugar
- 1 teaspoon water
- ½ teaspoon green food colouring

1





mix

Mix the icing sugar, water, and green food colouring.

Tip - Add water slowly.


2



paint

Paint the mixture on to the cone.

3



sprinkle

Sprinkle your sprinkles.

4



finished

Your Christmas Trees are finished.