

# Magical Reindeer Food Recipe

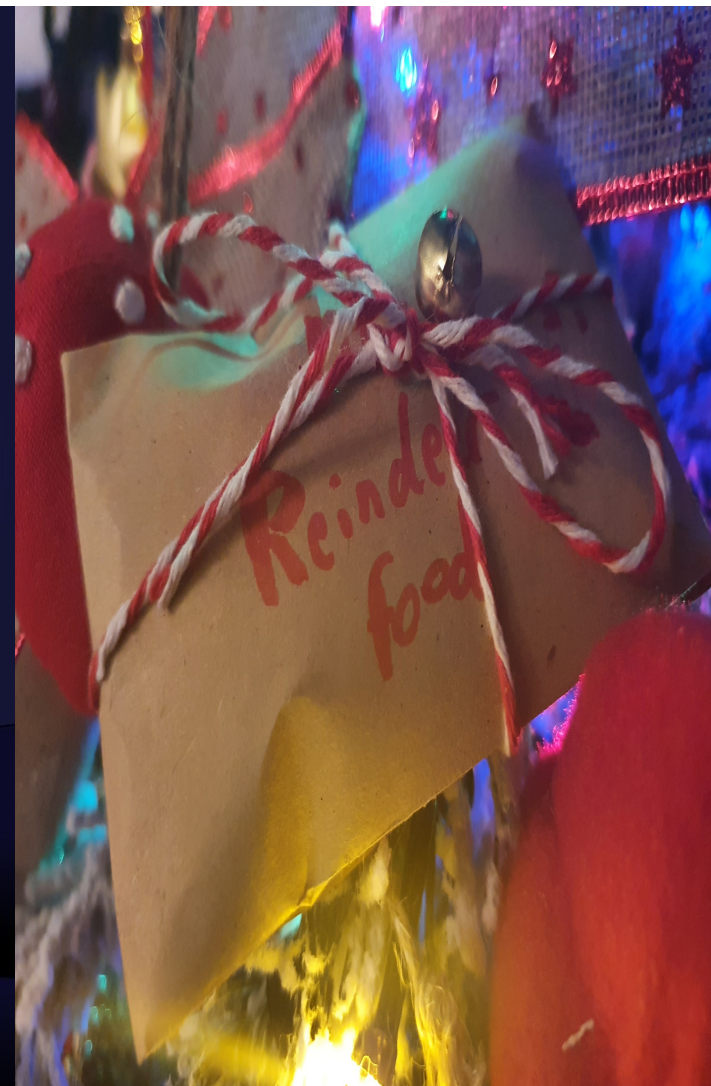


A step by step guide with pictures

*Remember* - Make a wish and close your eyes tight,  
then carefully sprinkle it on your lawn tonight.

As Santa's reindeer fly high and roam - this magical food  
will guide them safely to your home...

*To be used on Christmas Eve...*



# Magical Reindeer Food Recipe

## Ingredients



## Equipment you will need



bowl




wooden spoon




paper money wallet



markers



teaspoon



sticky tape



festive stamps



ribbon and bells



# Magical Reindeer Food Recipe



1. Pour some porridge oats into a bowl




2. Pour some bird seed into the bowl along with the oats



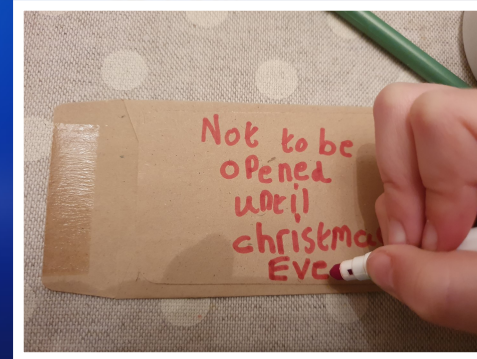
3. Pour edible sugar sprinkles into the bowl



4. Use your wooden spoon to mix all the ingredients together



5. **Make a wish as you mix!**



6. Decorate your envelope or paper money wallet



7. Use stamps if you have some to decorate




8. Use your spoon to scoop up the reindeer food and put it carefully inside your envelope



9. Put a sticker or sticky tape to close the envelope



10. **Optional:** You can also decorate your reindeer food parcel with some ribbon or bells!



11. Keep it somewhere safe until Christmas Eve when you can sprinkle it outside!