





CENTRE FOR AUTISM




# Christmas Tree Craft Activity




## Materials needed:



Paper plates



Pom poms/stickers  
for tree



Glitter



Green paint

# Christmas Tree Craft Activity



Star for tree topper



Glue

## Method:

1. Have paper plates cut into 3 triangles
2. Paint each part green
3. Glue green plates to each other to form Christmas tree, as in photo.
4. Glue on pom poms/stickers and shake some glitter to decorate tree
5. Talk about Christmas, the weather, trees, etc.

