


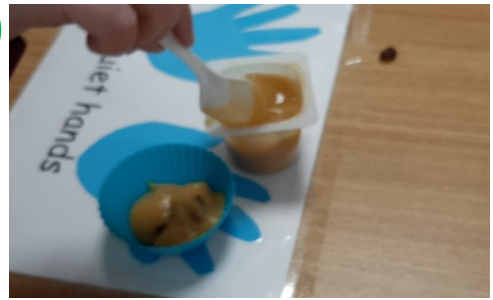
Fun with food plan - Frozen fruit puree

1



Put raisins in silicone case

2




Layer fruit puree

3



Poke more raisins into the mixture

4



Layer more puree

5




Put inside the freezer for one hour

6



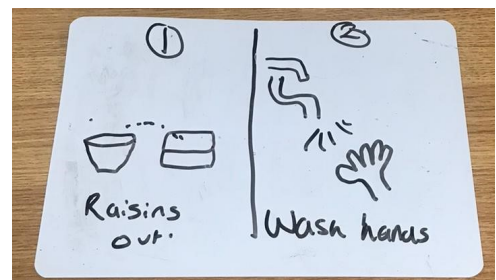
Poke raisins out of the puree slush

7



Wear some rubber gloves if this is very challenging

8



Wash hands when finished