


EASTER CORNFLAKE NESTS



A STEP BY STEP GUIDE

WHAT YOU WILL NEED:



- 1 box corn flakes
- 1 large bar cooking chocolate to melt
- 1 bag mini eggs
- 1 baking tray
- 1 pack bun cases
- 1 large mixing bowl
- 1 large spoon to mix



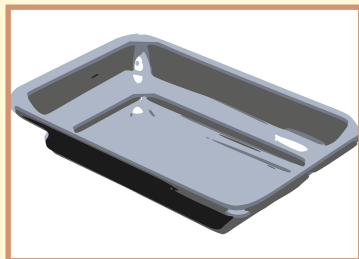
Corn flakes



Cooking chocolate



Mini eggs



Baking tray



Bun cases

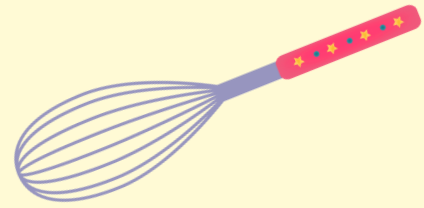


Mixing bowl



Spoon

HOW TO MAKE THE NESTS:



1



Lay out bun cases on the baking tray as you will need these very soon.

2




Get an adult to help melt the chocolate in the large mixing bowl.

3



When the chocolate is all melted pour the cornflakes into the chocolate and mix together with a spoon until all the cornflakes are covered in chocolate.

4



Add a large spoonful of the chocolate covered cornflakes into each bun case.

5



When the chocolate covered cornflakes have set place some mini eggs on top.

6



Now you have your chocolate cornflake nests. *Enjoy!*