

How To Play Picture


BINGO

What you need:

- 12 bingo pictures. Cut around the dotted line.



- a bingo board for each player




- a bowl or box for bingo pictures
- 9 counters for each player (you can use coins / Lego blocks as counters)

How to play:

- Chose the bingo caller
- Give the bingo caller a container with the cut-out pictures inside



- Give each player a bingo card




- Give each player 9 counters (you can use coins / bricks instead)


- The caller selects a picture from their container and shows the players



- Players place a counter on their board if they have that picture



- Players shout 'line' when they place their counters on a line of pictures



- Players shout 'full house' when they place counters on all their pictures



- The winner is the first person to place a counter on all their pictures